


Digital clock

Digital clock

Cristalys 14

Description :

- ▶ Indoor clock with liquid crystal display (LCD).
- ▶ Hour display fixed or alternate with date, temperature...
- ▶ Extra flat casing.
- ▶ Readability 60 metres, angle of vision 160°.
- ▶ Integrated temperature probe.
- ▶ 4 casing colours: aluminium, white, burgundy, champagne.
- ▶ Versions: independent quartz, radio synchronised (FI or DCF), DHF receiver, impulse slave movement, IRIG B/AFNOR coded time receiver or NTP receiver.



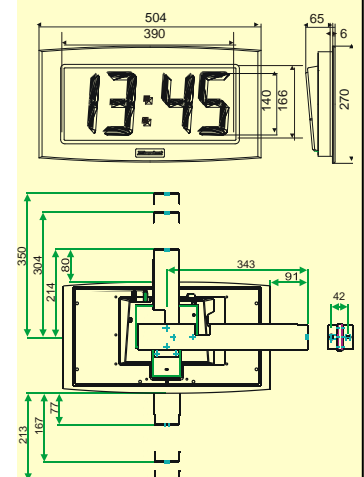
Technical features:

- ▶ Eco function providing energy savings through switching off display between 23.00 and 6.00.
- ▶ 12 or 24 hour display mode.
- ▶ Automatic summer/winter time changeover and perpetual calendar with multi-time zones.
- ▶ Permanent data saving.
- ▶ Accuracy of the time quartz base : +/- 0.2 second/day (adjustable).
- ▶ Absolute time accuracy for radio synchronised models.
- ▶ Multidirectional radio antenna to catch the time whatever the clock position is.
- ▶ (SB) + ABS plastic casing, IP40, IK02.
- ▶ Silent operation.
- ▶ Programming and time setting through 2 buttons.
- ▶ Power supply with 4 LR14 (C) batteries for an autonomy over 3 years or PoE (Power over Ethernet) for NTP version.
- ▶ PoE consumption: 2.5 W maximum; Class 0 device.
- ▶ Low battery indicator.
- ▶ Low voltage option (for external power supply from 6 to 24V AC/DC).
- ▶ Operating temperature: from 0 to 50°C.
- ▶ Humidity: 80% at 40°C.
- ▶ Weight: 2 Kg.

Norms :

- ▶ Norm NF EN50081-1 : generic emission standard.
- ▶ Norm NF EN50082-1 : generic immunity standard.
- ▶ Norm NF EN55024 : immunity standard of information technology equipment.
- ▶ Norm NF EN60950 : safety of information technology equipment.

Dimensions in mm



References

- | | |
|---|---------|
| ▶ Independent quartz | 938 611 |
| ▶ Radio synchronised France Inter | 938 621 |
| ▶ Radio synchronised DCF | 938 623 |
| ▶ 24V impulse or IRIG B/AFNOR receiver | 938 631 |
| ▶ 24V impulse or IRIG B/AFNOR receiver (very low voltage) | 938 632 |
| ▶ DHF radio receiver | 938 641 |
| ▶ DHF radio receiver (very low voltage) | 938 643 |
| ▶ NTP PoE receiver | 938 663 |

Add to the reference: A for aluminium casing colour, B for white, C for champagne, D for burgundy.



Ref. : 643 521 K

Digital clock

Digital clock

Cristalys 14



Recessed mounting



On double sided bracket

Display modes:

- Hour only: ▶ 12h mode, ①
 ▶ 24h mode, ②
 or alternate with : ▶ Day-Month (31 :12), ③
 ▶ Month-Day (12 :31), ④
 ▶ Temperature, ⑤
 ▶ Year, ⑥
 ▶ Week number, ⑦.

Movements and synchronisation:

Quartz movement

- ▶ The clock is totally independent, the time information comes from its own time basis.
- ▶ Automatic summer/winter time changeover.

DHF movement

- ▶ The clock is radio-synchronised by a DHF transmitter.
- ▶ Automatic summer/winter time changeover.

FI or DCF Radio synchronised movement

- ▶ The clock is independent, the time information comes from its own time basis which is rectified, in case of drift, by comparing it to the FI or DCF transmitter signal.
- ▶ The radio synchronisation permit to display the time with perfect accuracy.
- ▶ Automatic summer/winter time changeover.

IRIG B/AFNOR coded time receiver

- ▶ The coded time distribution consist in transmitting a complete time message each second : the setting on time of the receivers is realised automatically and speedily as soon as they are connected on the clock line.
- ▶ The IRIG B/AFNOR coded time does not transmit interference and is insensitive to other electrical interference.

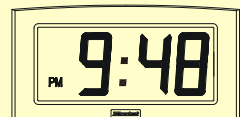
24V minute impulses receiver movement

- ▶ The receiver clocks are connected to a distribution line and activated by means of electrical impulses transmitted every minute by the master clock.

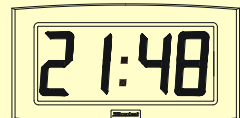
NTP PoE receiver

- ▶ A NTP time server sends UTC time periodically on the Ethernet network. The clocks pick up the time messages, apply the relevant time zone and set themselves automatically to local time. PoE power is supplied to the clock through the network via the RJ45 plug.

①



②



③



④



⑤



⑥



⑦



Accessories:

- | | |
|---|---------|
| ▶ Wall support (supplied) | 202 271 |
| ▶ Table or shelf bracket | 938 902 |
| ▶ Support for recessed mounting | 938 906 |
| ▶ Double sided bracket for ceiling mounting | 938 901 |
| ▶ Double sided bracket for wall or ceiling mounting (long length) | 938 905 |
| ▶ Single or double sided bracket specific length for wall or ceiling mounting (Please specify on the order the fixing mode (wall or ceiling) and the length between the top of the clock and the fixing point). | 938 908 |
| ▶ Support for low voltage power supply | 938 907 |
| ▶ Plug-in adapter to supply with mains up to 20 low voltage clocks | 938 912 |



Bodet